





**FORT TROFF X DOC JOHNSON**

# **HYDRO-PRO AUTO CLEANING SYSTEM**

1104-50-BX

Hydro-Pro deploys a one-touch deep clean. Equipped with a full-strength pump, it matches premium shower clean systems. Toggle through 3 water flow levels with ease. Clean in comfort with the flexible and hygienic silicone nozzle. The oversized polycarbonate tank is designed for EZ fill and can handle rough and tuff use.

## **TO OPERATE:**

- 1) Before first use, fully charge and wash unit with mild soap.
- 2) Open the silicone reservoir tab, fill the tank until full, and close the tab tightly.
- 3) Turn the Hydro-Pro on Standby Mode by holding  for 3 seconds.
- 4) Lubricate silicone nozzle (avoid silicone lubricant, as it can damage the Hydro-Pro).
- 5) Insert douche.
- 6) Turn the pump on by pressing  once.
- 7) To change speed, continue pressing  to circle through 3 flow speeds.
- 8) To turn the machine off, hold  again for 3 seconds.

## **TO CHARGE:**

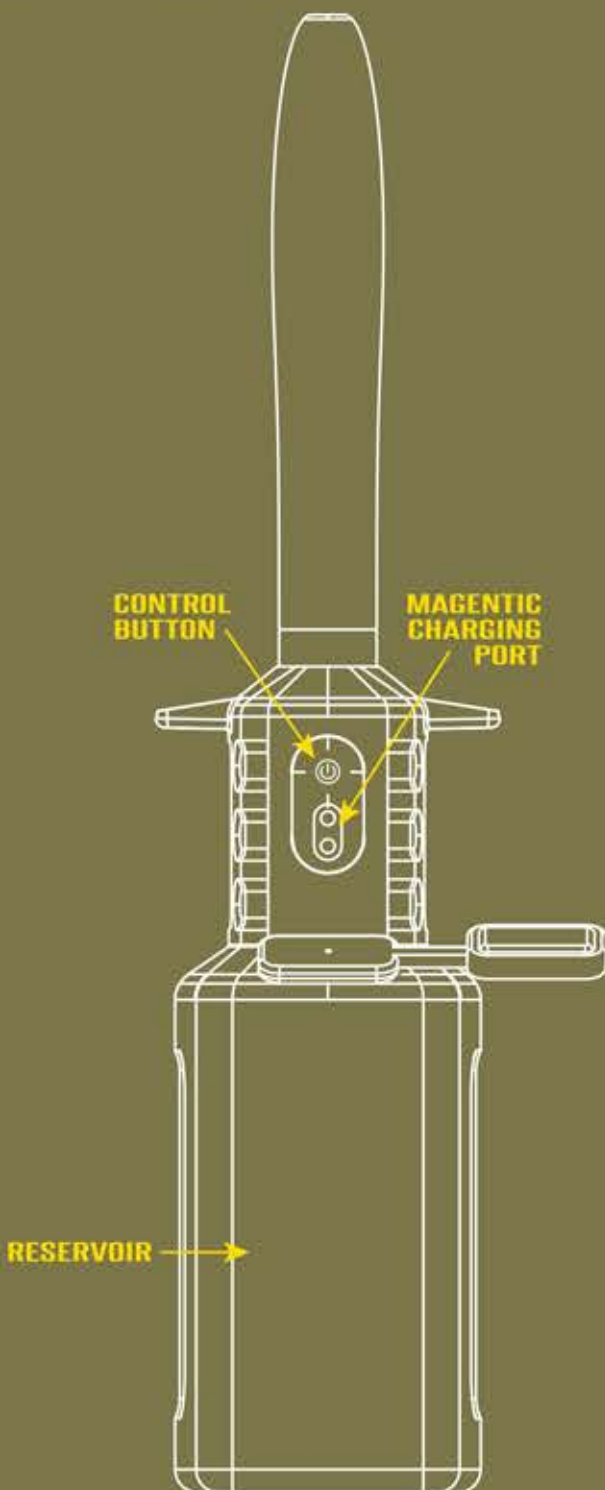
- 1) Locate the magnetic charging port beneath the Power Button and attach USB Charging Cord
- 2) Plug the USB end into your preferred power source. The light next to the charging port will blink while charging and turn solid once fully charged.

Charging Time: 120 minutes

Usage Time: 55 minutes

## **CARE INSTRUCTIONS:**

Wash the unit thoroughly with a mild soap (dish soap) and warm water. Let air dry with the tank open. Unscrew the nozzle tip for compact storage.



**PRODUCT USES AND WARNINGS:** To ensure the safe use of our products and to extend product life, before using our products, please scan the QR code and review our product use guidelines. Although all Fort Troff products are designed and manufactured with great care, we urge our customers to practice sex toy safety. These guidelines are also available on our website at <https://www.docjohnson.com/forttroff>.



INS-1104-50