



Easy Lab Urinary Tract Infection Test

INTENDED USE

The Verséa® Easy Lab Urinary Tract Infection Test Strip is for the qualitative detection of leukocytes (white blood cells) and nitrite in urine as an aid in the screening of a Urinary Tract infection (UTI). It is intended for over-the-counter home use only.

FEATURES & BENEFITS

- **FAST RESULTS** - In only 2 minutes
- **SIMPLE TO USE** - 3-step, easy-to-follow instructions provided
- **CONVENIENT** - Works any time of day
- **ACCURATE, EASY TO READ RESULTS** - Over 99% accurate*
- **FOR IN VITRO DIAGNOSTIC USE** - Not to be taken internally

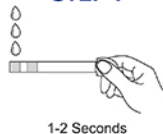
3-STEP TESTING PROCESS

Remove the Verséa® Easy Lab test strip from the foil pouch. Retain the foil pouch to use the color chart on the outside to interpret the results. Do not use the test if the pouch is torn or damaged.

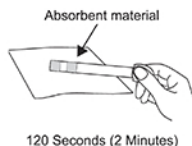
1. Hold the end of the test strip and begin urinating. After 1 or 2 seconds of passing urine, hold the strip downward with the test pads pointing into the urine stream for 1-2 seconds. Make sure the test pads are completely wet.
2. Immediately bring the edge of the test strip into contact with an absorbent material (e.g. paper towel) to remove excess urine. Lay the strip with the test pads facing upwards and begin timing.
3. Interpret results at 120 seconds (2 minutes). Compare the test pads to the color blocks on the foil pouch. Hold the test strip close to the color blocks and carefully match each test pad to the color chart for that test. Do not read results after 180 seconds (3 minutes).



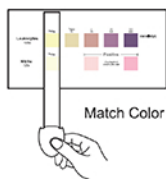
STEP 1



STEP 2



STEP 3



* In laboratory studies