

COMPACT, POWERFUL AND PORTABLE

LEVER ADJUSTMENT KNOBS

ADJUSTABLE & REMOVABLE HANDLE

ADJUSTABLE ARM FOR PRECISE POSITIONING



FOUR STURDY SUCTION CUPS KEEP MACHINE IN PLACE

LOCKING SCREW

VAC-U-LOCK™ PLUG

- Compatible with All Vac-U-Lock™ Attachments
- Quickly and Easily Swap Out Attachments for Endless Variety



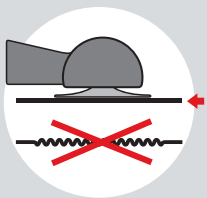
HANDHELD REMOTE

- Simple Dial Gives You Full Control Of Thrusting Speed
- From 30 to 195 Strokes Per Minute



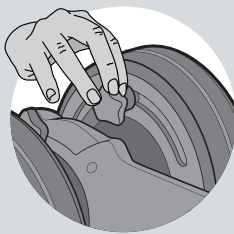
INCLUDES AC 100-240V, 50-60HZ UNIVERSAL ADAPTER WITH US POWER CORD

## Instructions for Use



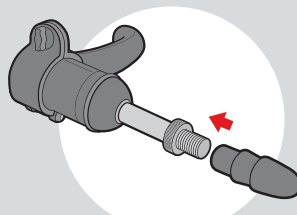
1

Firmly affix all four suction cups in the Power Banger's base to a flat, smooth surface.




2

Loosen twist knobs, adjust to preferred angle, and re-tighten twist knobs to lock in place.



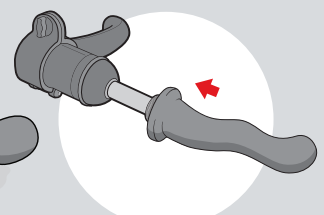
3

Make sure the Vac-U-Lock™ Adapter Plug is properly attached to the Locking Screw.



4

Dust Vac-U-Lock™ Plug and the inside of the Vac-U-Lock™ attachment of your choice with Doc Johnson® Vac-U Powder for easy assembly and removal.



5

Push attachment onto plug until it pops into place.

## One Plug. Endless Possibilities.

Hundreds of compatible accessories, attachments and complete sets available.



Look for this symbol to ensure compatibility in these other best-selling collections.

